



# AGRI MAGAZINE

(International E-Magazine for Agricultural Articles)

Volume: 03, Issue: 05 (May, 2026)

Available online at <http://www.agrimagazine.in>

© Agri Magazine, ISSN: 3048-8656

## From Wild Beauty to Floral Royalty: The Fascinating Story of Protea

\*Spoorti Tirki<sup>1</sup>, Haripriya U<sup>2</sup>, Lakshmi Kamala<sup>3</sup> and Puja Maiti<sup>4</sup>

<sup>1</sup>PhD Scholar, Department of Floriculture and Landscape Architecture, University of Horticultural Sciences, Udyanagiri, Bagalkot, Karnataka, Indi


<sup>2</sup>PhD Scholar, Department of Floriculture and Landscaping, Indira Gandhi Krishi Viswavidhyalaya, Raipur, Chattisgarh, India

<sup>3</sup>PhD Scholar, Department of Floriculture and Landscape Architecture, Dr.Y.S.R. Horticultural University, Venkataramannagudem, Andhra Pradesh, India

<sup>4</sup>PhD Scholar, Department of Floriculture and Landscape Architecture, Bidhan Chandra Krishi Viswavidyalaya, Mohanpur, Westbengal, India

\*Corresponding Author's email: [tirkispoorti@gmail.com](mailto:tirkispoorti@gmail.com)

**P**rotea, often called the “King of Flowers,” is one of the oldest flowering plants on Earth and belongs to the family *Proteaceae*. Native to South Africa, especially the Cape Floristic Region, Protea flowers are admired worldwide for their bold appearance, long vase life, and unique flower structures. The name “Protea” was derived from the Greek god Proteus, who could change his shape, symbolizing the remarkable diversity found within this genus. Protea flowers have become highly valuable in the global floriculture industry due to their exotic beauty and increasing demand in floral arrangements, wedding decorations, and export markets. Countries like South Africa, Australia, New Zealand, and Israel are major producers of protea flowers. In India, protea cultivation is slowly gaining popularity in cooler hill regions because of its commercial potential and export value.







### Natural Habitat and Growing Conditions

Proteas naturally grow in nutrient-poor, rocky, and well-drained soils under Mediterranean climatic conditions. They are adapted to dry summers and mild wet winters. These plants are highly drought tolerant and can survive in harsh environments where many ornamental crops fail. Proteas grow well in open sunny conditions with good air circulation. High humidity and waterlogged conditions are harmful to the crop. In India, temperate and subtropical hill regions such as Nilgiris, Himachal Pradesh, and parts of Northeast India are considered suitable for cultivation.

### Botanical Features

Protea is an evergreen shrub or small tree with leathery leaves and woody stems. The flower head is actually a collection of many small flowers surrounded by colourful bracts, giving the appearance of a single large bloom. Flower colours range from pink, red, white, cream, yellow, to orange depending on species and cultivars. The root system of protea is unique and consists of specialized cluster roots called proteoid roots, which help absorb nutrients efficiently from poor soils. The plants are mainly pollinated by birds, insects, and sometimes small mammals in their natural habitat.

## Important Species and Cultivars

Species	<i>Protea cynaroides</i>	<i>Protea neriifolia</i>	<i>Protea repens</i>	<i>Leucospermum cordifolium</i>
Image				
Important Features	Known as King Protea; national flower of South Africa	Excellent cut flower with long vase life	Popular for nectar-rich flowers	Commonly called Pincushion Protea

## Cultivars



## Climate and Soil Requirements

Protea plants perform best under mild climatic conditions with temperatures ranging between 15–25°C. Frost and excessive rainfall can negatively affect flowering and plant growth. The crop prefers acidic, sandy, and well-drained soils with a pH of 5.0–6.5. Heavy clay soils and excessive fertilization should be avoided because proteas are highly sensitive to phosphorus toxicity.

## Cultivation Practices

**Propagation:** Protea plants are propagated through seeds, cuttings, and grafting. Commercial cultivation mainly uses semi-hardwood stem cuttings treated with rooting hormones. Tissue culture techniques are also being explored for rapid multiplication.

**Planting:** Planting is usually done during cooler months. Plants are spaced about 1.5–2.5 m apart depending on cultivar and growth habit. Raised beds improve drainage and root aeration.

**Irrigation:** Young plants require regular watering during establishment. Mature plants are drought tolerant and need only moderate irrigation. Overwatering should be strictly avoided as it causes root diseases.

**Manuring and Fertilization:** Proteas require very low fertilizer input compared to other ornamental crops. Organic compost and low-phosphorus fertilizers are generally recommended. Excess nitrogen may result in weak vegetative growth with poor flowering.

**Weed Management:** Weeds compete for moisture and nutrients during early growth stages. Mulching with organic materials helps conserve moisture and suppress weeds naturally.

**Pruning:** Regular pruning after flowering helps maintain plant shape, improve branching, and encourage better flower production in the following season.

**Harvesting and Yield:** Protea flowers are harvested when the flower heads are partially open and show good colour development. Stems are cut early in the morning and immediately placed in clean water. Depending on species and plant age, a mature protea plant can produce 20–50 marketable flowers annually under good management conditions.

**Post-Harvest Handling:** Protea flowers are valued for their excellent vase life, often lasting 2–3 weeks. Flowers are pre-cooled immediately after harvest and stored at low temperatures during transport. Proper grading based on stem length, flower size, and colour quality improves market value. Flowers are carefully packed in cardboard boxes lined with soft paper to prevent damage.

**Insect Pests:** Common insect pests affecting protea include aphids, thrips, scales, and mites. These pests suck sap from leaves and flower buds, reducing flower quality and plant vigour. Integrated pest management practices, biological control agents, and selective insecticides help manage pest populations effectively.

**Diseases:** Root rot caused by *Phytophthora cinnamomi* is one of the most serious diseases in protea cultivation. Leaf spots, stem cankers, and fungal blights may also occur under humid conditions. Good drainage, healthy planting material, sanitation, and proper irrigation management are important for disease prevention.

### Importance and Uses of Protea

- Highly valued exotic cut flower in international floriculture trade
- Used in bouquets, floral decorations, and wedding arrangements
- Excellent landscape shrub for xeriscaping and dry gardens
- Long vase life increases export potential
- Nectar-rich flowers support pollinators and biodiversity

### References

1. Armitage, A.M. (1993). Specialty Cut Flowers. Timber Press.
2. Matthews, V. (2006). Proteas: A Field Guide to the Proteas of Southern Africa.
3. Littlejohn, G. (2001). Growing Proteas Successfully. Agricultural Research Council, South Africa.
4. Rebelo, A.G. (1995). Proteas: A Field Guide to the Proteas of Southern Africa. Fernwood Press.
5. Coetzee, J.H. and Littlejohn, G.M. (2001). Commercial cultivation of Proteaceae. Acta Horticulturae, 545: 45–52.