



AGRI MAGAZINE

(International E-Magazine for Agricultural Articles)

Volume: 03, Issue: 02 (February, 2026)

Available online at <http://www.agrimagazine.in>

© Agri Magazine, ISSN: 3048-8656

Advanced Genomic and Transgenic Approaches for Abiotic and Biotic Stress Tolerance in Plants

*Chanchal Shakyawal¹, Rishabh Shukla², Simran Singh², Nidhi Kumari³ and Swapnil Bhurke⁴

¹Ph.D. Research Scholar, Department of Genetics and Plant Breeding, NMCA, NAU, Navsari, Gujarat-396450, India

²Ph.D. Research Scholar, Department of Plant Breeding and Genetics, Punjab Agricultural University, Ludhiana-141004, India

³Ph.D. Research Scholar, Department of Plant Pathology, NMCA, NAU, Navsari, Gujarat-396450, India

⁴M.Sc. Agriculture, Department of Genetics and Plant Breeding, NMCA, NAU, Navsari, Gujarat-396450, India

*Corresponding Author's email: chanchalkawai810@gmail.com

In a world where climate variability has become the new normal, global agriculture faces an escalating onslaught of environmental stressors. Crops are increasingly subjected to a convergence of drought, extreme heat, soil salinity, and evolving pest and disease pressures (Krishna *et al.*, 2021). Farmers today must navigate a landscape of fewer rainy days and hotter growing seasons, all while managing soils that are steadily drifting toward salinity. This environmental shift occurs as the global demand for safe, affordable food continues to climb, creating a critical gap in food security.

The promise of genetic engineering and transgenic approaches offers a powerful, modern toolkit to fortify plants against these challenges. By redefining the internal mechanisms of plant resilience, biotechnology seeks to safeguard harvests and stabilize global food supplies. It maps to a typical set of slides in a modern presentation: abiotic stress management, osmolyte protection, ion homeostasis, oxidative stress control, biotic defense, transcriptional regulation, membranes and water transport, and the broader biotechnological toolbox for the future (Yang *et al.*, 2014). Abiotic stress tolerance is foundational to yield stability in the face of climate change. By enabling crops to tolerate water scarcity, high temperature, and salinity, breeders and biotechnologists aim to reduce production losses and stretch the geographic range where crops can thrive.

Abiotic stress tolerance

Abiotic stresses include drought (water deficit), high temperatures, soil salinity, and nutrient limitations. Unlike pests and pathogens, abiotic factors are not intent-based threats; they are environmental constraints that disrupt plant physiology. The core goal of abiotic stress tolerance is to maintain cellular homeostasis and growth under adverse conditions, enabling plants to sustain yields when nature is doing its worst.

Key genetic and biotechnological strategies

- Overexpression of stress-responsive transcription factors: Turning on broad networks of protective genes can prime plants to anticipate stress.
- Protective proteins: Late embryogenesis abundant (LEA) proteins and molecular chaperones help proteins fold correctly and membranes endure unfavorable conditions.
- Osmoprotectants (osmolytes): Small compatible solutes that balance osmotic pressure and stabilize proteins and membranes.

- Membrane and membrane-associated adjustments: Changes in lipid composition and membrane proteins to maintain integrity during stresses.
- Stomatal and water-use adaptations: Optimizing water loss versus carbon gain to sustain growth during water scarcity.

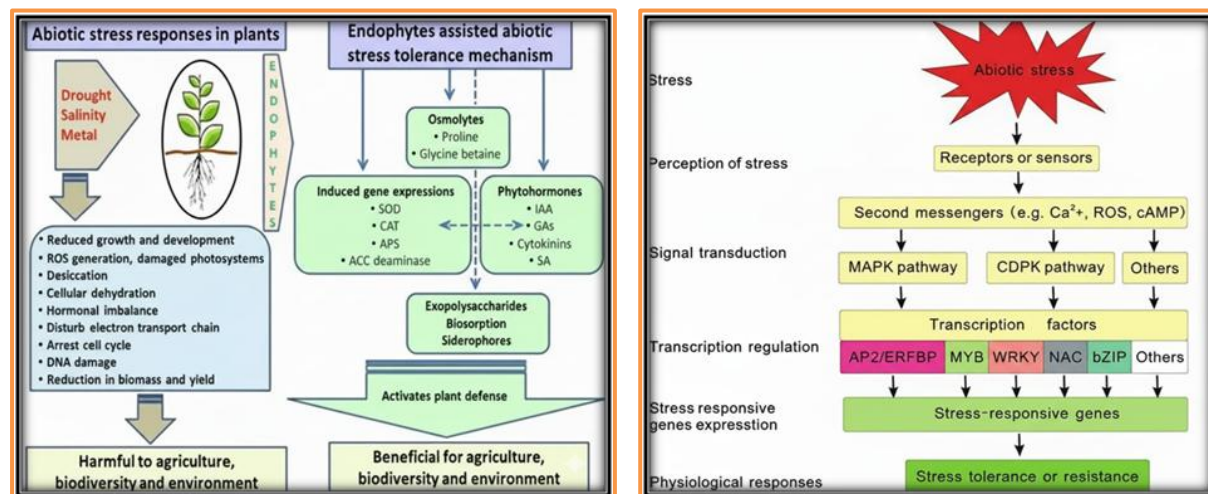


Fig. 1 Various abiotic stress management strategies

Osmolyte biosynthesis as a central pillar

- Proline, glycine betaine, and trehalose accumulate in cells under stress. They act as osmolytes, stabilizers of proteins and membranes, and contributors to ROS buffering. Engineering plants to boost these metabolites can improve tolerance, but the context matters: too much of a given osmolyte can have unintended trade-offs in growth or metabolism.
- Practical takeaway: Osmolyte pathways are a reliable route to enhance tolerance, but they're most effective when integrated with other protective systems rather than as a stand-alone fix.

LEA proteins, molecular chaperones, and transcription factors

- LEA proteins are hydrophilic, accumulate under dehydration, and protect cellular structures. Molecular chaperones assist in proper protein folding during stress.
- Transcription factors such as DREB/CBF, AP2/ERF, MYB, WRKY, NAC, bZIP, and HSF families orchestrate complex stress-responsive gene networks. By engineering these regulators, researchers aim to reprogram the plant's entire stress response rather than tweaking a single gene (Wang *et al.*, 2017).

Osmotic adjustment and membrane strategies

- Osmotic adjustment involves accumulating solutes that help retain water inside cells, maintaining turgor and function during drought or salinity.
- Membrane components lipids, desaturases, and transporters behave like a ship's hull in rough seas. A more robust membrane can withstand temperature fluctuations and dehydration better, supporting overall cell viability.

Osmolytes and protective compounds the cellular shield

- Osmolytes are small, non-toxic molecules that accumulate in plant cells under stress to balance osmotic pressure without interfering with cellular function. They also stabilize proteins and membranes and can help scavenge reactive oxygen species (ROS). Proline, glycine betaine, and trehalose are among the most studied osmolytes. While boosting osmolytes often improves stress tolerance, it can alter carbon allocation and metabolism, sometimes reducing growth in favourable conditions. Spatial and temporal control (e.g., stress-inducible promoters) can help balance stress protection with normal development.

Biosynthetic pathways and effects on tolerance

- Proline: Synthesized from glutamate; contributes to osmotic balance, stabilizes proteins, and can modulate redox status. Excess proline may affect growth in some contexts, so regulation is key.
- Glycine betaine: Derived from choline; stabilizes photosynthesis and protects thylakoid membranes, particularly under salinity and drought.
- Trehalose: A disaccharide linked to energy signaling and stress protection; its accumulation can improve tolerance but may impact growth or metabolism if misregulated (Lin *et al.*, 2019).
- Other osmolytes with potential roles include sorbitol, mannitol, and certain sugars that contribute to osmotic balance.

Ion homeostasis and salinity tolerance

- Salinity introduces osmotic stress (water uptake limitation) and ionic stress (toxic sodium and chloride ions). Plants must manage water status while preventing ionic imbalance that disrupts metabolism and enzyme activities. Crops with improved ion management tend to show better growth and yield in saline environments and can sustain photosynthesis under stress. The complexity of different soil types and climate conditions means that successful field performance requires integration with root architecture, water uptake, and overall physiology.

Sodium transporters and potassium keepers

- SOS1: A plasma membrane Na⁺/H⁺ antiporter that helps extrude sodium from cells, contributing to salt tolerance.
- HKT family transporters: Facilitate selective Na⁺ movement, often controlling Na⁺ influx or retrieval from shoots, depending on species and context.
- AKT1 and HAKs: Potassium transporters critical for maintaining K⁺ homeostasis, which supports enzyme function and osmoregulation under stress (Ali *et al* 2019).
- The balance between Na⁺ exclusion, compartmentalization (sequestering Na⁺ into vacuoles), and maintaining K⁺ uptake is essential for sustaining growth in salty soils.

Ion compartmentalization and salt exclusion

- Vacuolar sequestration: Na⁺ exchange into vacuoles reduces cytosolic toxicity and helps osmotic balance.
- Leaf ion homeostasis: Maintaining a favorable K⁺/Na⁺ ratio in leaves supports photosynthesis and enzyme activities.

Oxidative stress management detoxification networks

Reactive oxygen species (ROS) are natural byproducts of metabolism. At controlled levels, they act as signals that help coordinate responses to stress. When in excess, ROS damage lipids, proteins, and DNA. A robust ROS management network is essential for lasting stress tolerance. Stress-induced ROS bursts can trigger protective signaling, but unchecked ROS can devastate cells. A balanced, strengthened detoxification network supports resilience without blunting beneficial stress signals.

Antioxidant enzymes and the ASC-GSH cycle

- SOD (superoxide dismutase) converts superoxide radicals into hydrogen peroxide.
- Catalase (CAT) and peroxidases break down hydrogen peroxide into water and oxygen.
- The ASC-GSH cycle (ascorbate-glutathione cycle) regenerates essential antioxidants and maintains redox balance in chloroplasts and cytosol.
- Boosting these networks strengthens a plant's capacity to tolerate oxidative bursts that accompany drought, heat, and salinity.

Engineering approaches for ROS scavenging

- Overexpressing key antioxidant enzymes in targeted tissues can reduce oxidative damage during stress.
- Coordinating the ASC-GSH cycle with ROS-generating signaling pathways helps preserve signaling roles of ROS while mitigating damage.

- Some strategies combine ROS-scavenging improvements with osmolyte accumulation or transcriptional reprogramming for synergistic effects.

Transcription factors as master regulators

Transcription factors (TFs) act as conductors of the plant stress orchestra. They sense environmental cues and orchestrate the expression of hundreds to thousands of downstream genes, coordinating protective responses, metabolic adjustments, and growth regulation. By activating suites of protective genes, TFs can rewire metabolism, enhance protective metabolite production, boost antioxidant capacity, and adjust growth timing to stress conditions. The challenge is balancing stress tolerance with growth and yield under non-stress conditions; using stress-inducible or tissue-specific promoters helps mitigate costs.

Major TF families and their roles

- DREB/CBF: Central to dehydration and cold stress responses; often used to reprogram salt and drought tolerance.
- AP2/ERF: Regulate responses to abiotic stresses and modulate hormone signaling networks.
- MYB and WRKY: Involved in stress signaling, defense responses, and secondary metabolism (Qiu *et al.*, 2009).
- NAC and bZIP: Regulate a range of stress-responsive genes, including those involved in ROS scavenging and osmolyte synthesis.
- HSF (heat shock factors): Drive heat tolerance by controlling chaperones and protective proteins.

Cellular membranes and water transport

Water scarcity and temperature extremes are among the most impactful drivers of yield variability. Fine-tuning membranes and water transport offers a direct route to sustainable performance across diverse environments.

Membranes: the frontline under stress

Cellular membranes are dynamic barriers that must maintain integrity and function under temperature fluctuations, dehydration, and ionic stress. Membrane composition, fluidity, and transport proteins determine a plant's ability to take up and lose water efficiently.

Desaturases and membrane fluidity

- Membrane lipids can be adjusted through desaturase enzymes that modulate fatty acid unsaturation, influencing fluidity and performance under heat or cold stress.
- Balanced membrane composition helps preserve membrane-bound processes such as photosynthesis and nutrient transport.

Aquaporins and water use efficiency

- Aquaporins are water channel proteins that regulate water movement across membranes. By tuning aquaporin expression or localization, plants can improve water use efficiency and maintain turgor during drought (Ren *et al.*, 2019).
- Engineering strategies focus on optimizing water transport without compromising gas exchange or nutrient uptake.

Engineering membrane components for resilience

- Targeting desaturases and aquaporins can contribute to better performance under heat and drought.
- Modulating membrane-associated signaling and transport can support coordinated responses to multiple stresses.

Biotic stress resistance fortifying plant immunity

Biotic stresses include pathogens (fungi, bacteria, viruses) and herbivorous insects. Fortifying immunity involves both defense-priming strategies and direct anti-pathogen measures. Pests, diseases and weeds are significant limiting factors for crop yield and production. However, the limitations associated with conventional breeding methods necessitated the development of alternative methods for improving new cultivars. Molecular techniques have developed

applicable methods for genetic transformation of wide range of plants. Gene engineering approach has been demonstrated to provide enormous options for the selection of resistance genes from different sources to introduce them into plants to provide resistance against different biotic stress. Transgenic technology overcomes the hybridization barriers, utilizes a broader and more diverse range of desirable genes from genetically distant species, and provides a direct and directional approach to improve crops for biotic resistance in a careful target manner with minimal effect on beneficial soil microbes and environment.

Antimicrobial peptides, protease inhibitors, lectins

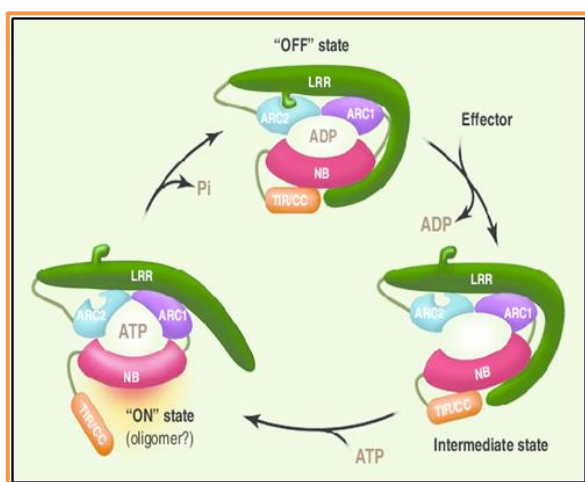
- Plants naturally deploy antimicrobial peptides and protease inhibitors to deter pathogens and pests (Nyembe *et al.*, 2023).
- Engineering or reinforcing these defenses can reduce disease incidence and pest damage, contributing to healthier yields.

R-genes, NLRs and PRRs engineering

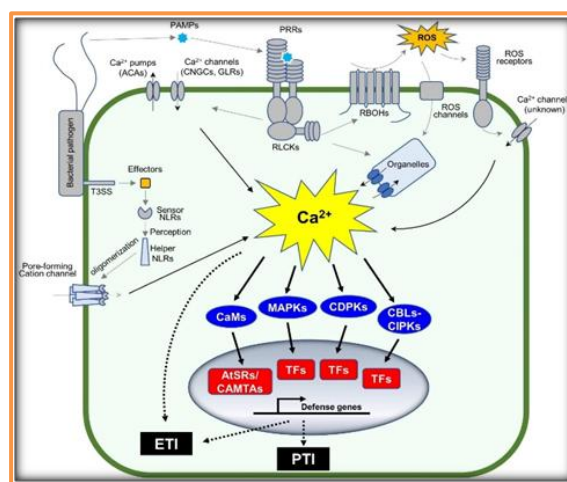
- R-genes encode intracellular receptors that recognize specific pathogen effectors, triggering defense responses.
- NLRs (nucleotide-binding leucine-rich repeat proteins) and PRRs (pattern recognition receptors) are central to recognizing general pathogen-associated patterns (Schenstnyi *et al.*, 2022).
- Engineering approaches aim to broaden or fine-tune these recognition systems to improve resistance while minimizing pleiotropic costs.

Defense signaling pathways

- MAPK cascades, calcium signaling (Ca^{2+}), ROS bursts, and phytohormones such as salicylic acid (SA) and jasmonic acid/ethylene (JA/ET) regulate defense gene expression and systemic resistance.
- Fine-tuning these signals helps balance growth and defense, reducing fitness costs associated with constant defense activation.



R-genes, NLRs and PRRs engineering



Defense signaling pathways

RNAi against pathogens and viruses

- RNA interference can target viral genomes or essential pathogen genes, offering a species-specific defense tool with potentially lower off-target effects (Yu *et al.* 2022).

Bt toxins and insect resistance

- Bacteria-derived Bt toxins have been used to protect crops against lepidopteran pests. Transgenic Bt crops reduce insect damage and can lessen pesticide usage.

Future Thrust & Emerging Technologies

The future of crop improvement lies in integrating multiple technologies and data-driven insights to build crops that perform reliably under diverse stresses. No single technique provides all the answers. The most promising advances combine precise editing, network-level understanding, and sustainable deployment to create crops that endure climate challenges while preserving yield and quality.

Key components

- Multi-gene stacking and gene pyramiding: Combining several protective traits (e.g., osmolyte pathways, antioxidant systems, and TF regulators) to achieve cumulative effects.
- CRISPR precision editing: Fine-tuning endogenous genes with high specificity and minimal off-target effects.
- Omics-guided discovery and systems biology: Using genomics, transcriptomics, proteomics, and metabolomics to map networks and identify optimal intervention points.
- Microbiome engineering and endophytes: Harnessing beneficial microbes to support plant health, nutrient acquisition, and stress resilience.
- Ethical, regulatory, and deployment considerations: Navigating biosafety, public perception, and policy frameworks to ensure responsible application.

Conclusion

- Engineering osmolyte biosynthesis (e.g., proline, glycine betaine, trehalose, mannitol) to protect cells and maintain turgor.
- Utilizing LEA proteins, molecular chaperones (HSPs), and transcription factors (DREB/CBF, MYB, WRKY) to protect cellular components and regulate stress responses.
- Boosting oxidative stress scavenging systems through enzymatic antioxidants like SOD and CAT, and the Ascorbate-Glutathione cycle.
- Implementing RNA interference (RNAi) to silence essential insect genes.
- Advancing R-gene engineering and enhancing defense signaling pathways (MAPK, Ca²⁺, ROS, SA, JA/ET) to bolster plant immunity against pathogens.
- Strategies span from direct pathogen recognition and elimination to boosting endogenous defense pathways and manipulating pest biology.
- Genetic engineering and transgenic technologies offer precise and effective methods to develop crops with enhanced resistance to a broad range of environmental stresses, contributing to increased agricultural productivity and food security.

References

1. Ali, A., Maggio, A., Bressan, R. A., & Yun, D. J. (2019). Role and functional differences of HKT1-type transporters in plants under salt stress. *International journal of molecular sciences*, 20(5), 1059.
2. Jiang, C., Bi, Y., Li, M., Zhang, R., Feng, S., & Ming, F. (2020). A small heat shock protein gene (RcHSP17. 8) from Chinese rose confers resistance to various abiotic stresses in transgenic tobacco. *Plant Cell, Tissue and Organ Culture (PCTOC)*, 141, 407-415.
3. Krishna, R., Ansari, W. A., Jaiswal, D. K., Singh, A. K., Prasad, R., Verma, J. P., & Singh, M. (2021). Overexpression of AtDREB1 and BcZAT12 genes confers drought tolerance by reducing oxidative stress in double transgenic tomato (*Solanum lycopersicum* L.). *Plant Cell Reports*, 40(11), 2173-2190.
4. Lin, Q., Yang, J., Wang, Q., Zhu, H., Chen, Z., Dao, Y., & Wang, K. (2019). Overexpression of the trehalose-6-phosphate phosphatase family gene AtTPPF improves the drought tolerance of *Arabidopsis thaliana*. *BMC Plant Biology*, 19, 1-15.
5. Nyembe, P. L., Ntombela, T., & Makatini, M. M. (2023). Review: Structure-Activity Relationship of Antimicrobial Peptoids. *Pharmaceutics* 2023, 15, 1506.
6. Qiu, Y., & Yu, D. (2009). Over-expression of the stress-induced OsWRKY45 enhances disease resistance and drought tolerance in *Arabidopsis*. *Environmental and experimental botany*, 65(1), 35-47.
7. Ren, J., Yang, X., Ma, C., Wang, Y., Zhao, J., & Kang, L. (2021). Meta-analysis of the effect of the overexpression of aquaporin family genes on the drought stress response. *Plant Biotechnology Reports*, 15, 139-150.

8. Schenstnyi, K., Strauß, A., Dressel, A., Morbitzer, R., Wunderlich, M., Andrade, A. G., ... & Lahaye, T. (2022). The tomato resistance gene Bs4 suppresses leaf watersoaking phenotypes induced by AvrHah1, a transcription activator-like effector from tomato-pathogenic xanthomonads. *New Phytologist*, 236(5), 1856-1870.
9. Wang, Y., Wang, Q., Liu, M., Bo, C., Wang, X., Ma, Q., ... & Cai, R. (2017). Overexpression of a maize MYB48 gene confers drought tolerance in transgenic arabidopsis plants. *Journal of Plant Biology*, 60, 612-621.
10. Yang, C., Zhao, L., Zhang, H., Yang, Z., Wang, H., Wen, S., ... & Liu, B. (2014). Evolution of physiological responses to salt stress in hexaploid wheat. *Proceedings of the National Academy of Sciences*, 111(32), 11882-11887.
11. Yu, H., Wang, Y., Fu, F., & Li, W. (2022). Transgenic improvement for biotic resistance of crops. *International Journal of Molecular Sciences*, 23(22), 14370.